

Lead-Free* Class 125/250 Iron Body Silent Check Valves

Wafer Style • Renewable Seat and Disc • Spring Actuated (1/2 PSI Cracking Pressure)

Class 125, 200 PSI/13.8 Bar Non-Shock Cold Working Pressure
Class 250, 400 PSI/27.6 Bar Non-Shock Cold Working Pressure
Maximum Temperature to 200° F/93° C

CERTIFIED LEAD-FREE* BY WQA TO NSF/ANSI 61 & 372
CONFORMS TO MSS SP-125 • FM APPROVED
W910-B-LF — 2" thru 10" ONLY



W-910-LF 125 lb. Class
W-960-LF 250 lb. Class

MATERIAL LIST	
PART	SPECIFICATION
1. Body	Cast Iron ASTM 126 Class B
2. Seat	Bronze ASTM B584 Alloy C87600 (B)
2a. Seat	Buna-N Bonded to Bronze (W)
3. Disc	Bronze ASTM B584 Alloy C87600
4. Spring	Stainless Steel ASTM A313 UNS S31600
5. Bushing	Aluminum Bronze B505 C95400

DIMENSIONS—WEIGHTS—QUANTITIES

Size	Dimensions				W-910		W-960			
	In.	mm.	In.	mm.	In.	mm.	Lbs.	Kg.		
*2	50	127	4.25	108	2.63	67	6	5	6	3
*2½	65	165	5.00	127	2.88	73	7	3	7	3
*3	80	203	5.75	146	3.13	79	12	5	12	5
*4	100	254	7.00	178	4.00	102	18	8	18	8
*5	125	318	8.38	213	4.63	117	27	12	27	12
*6	150	381	9.75	248	5.50	140	42	19	42	19
8	200	508	13.38	340	6.50	165	†85	39	86	39
10	250	635	16.00	406	8.25	210	†146	66	†137	62

* NOTE: Sizes 2" thru 6" have dual class ratings (125 lb. and 250 lb.) resulting in W-910 and W-960 being identical. 8" and 10" have special machining in accordance with Flange Class.

† Class 125 only.

‡ Class 250 only.

USE THIS VALVE ONLY WITH FLAT FACE FLANGE AND FULL FACE GASKET

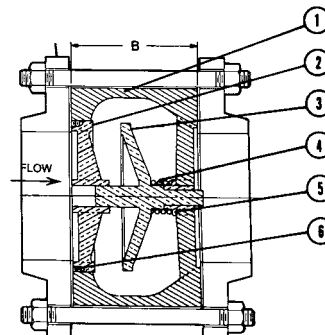
WARNING: 1. Seat end of valve must be mated to a standard flat faced metal flange. Rubber flanges not acceptable.

2. These are not to be used as steam valves.

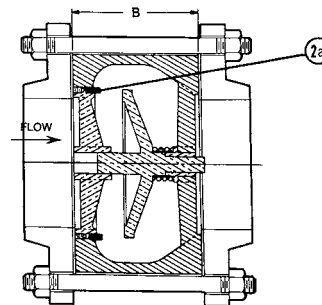
3. Valves are not to be used near a reciprocating air compressor.

Note: On pump discharge, the preferred check valves are:

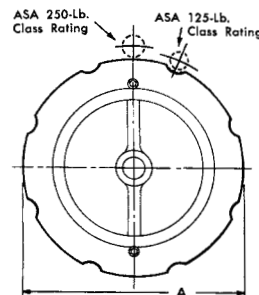
- inline, spring assisted, center-guided, lift checks
- spring assisted twin (double) disc
- swing design with lever and weight or lever and spring



W-910-B-LF/W-960-B-LF
Wafer



W-910-W-LF/W-960-W-LF
Wafer



W-910-B-LF/W-960-B-LF
Wafer

Install 5 pipe diameters minimum downstream from pump discharge or changes in direction to avoid flow turbulence. Flow straighteners may be required in extreme cases.

VISIT WWW.NIBCO.COM FOR CURRENT CHEM-GUIDE AND GALVANIC POTENTIAL IN PIPING SYSTEMS INFORMATION.

Visit our website for the most current information.

*Weighted average lead content ≤ 0.25%