

Class 125 Bronze Y-Strainers

Screw-in Cap • Tapped Cap w/ Blow-off Plug or Solid Cap
• 20 Mesh SS Screen or SS Perforated Screen

200 PSI/13.8 Bar Non-Shock Cold Working Pressure
250° F Maximum Operating Temperature

CONFORMS TO MSS SP-110

MATERIAL LIST


PART	SPECIFICATION
1. Body	Bronze ASTM B584 Alloy C84400
2. Cap	Bronze ASTM B62 Alloy C83600
3. Gasket	PTFE
4. Screen	ASTM E2016 20 Mesh - 304 Stainless Steel or ASTM E674 Perforated - 304 Stainless Steel
5. Plug	Brass ASTM B16 Alloy C36000 or Bronze ASTM B584 Alloy C84400
6. Female Adapter (2)	Bronze ASTM B61 Alloy C92200
7. O-Ring (2)	EPDM

END CONNECTION	SCREEN	CAP
PF- Female Press	221 - 20 Mesh (STD.)	A - Tapped Cap w/Plug (STD.)
PF - Female Press	222 - Perforated	B - Solid Cap

DIMENSIONS—WEIGHTS—QUANTITIES

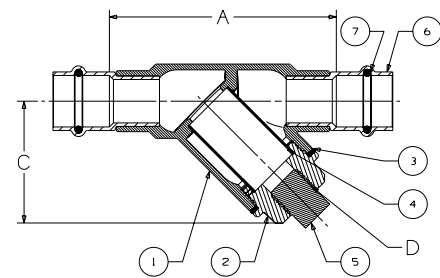
Dimensions

Size		A		C		D	Weight	
In.	mm.	In.	mm.	In.	mm.	Threads	Lbs.	Kg.
½	15	2.96	75	1.79	45	1/4 NPT	0.66	0.30
¾	20	3.94	100	2.14	54	3/8 NPT	1.21	0.55
1	25	4.66	118	2.79	71	3/8 NPT	1.88	0.86
1¼	32	5.47	139	3.23	82	3/4 NPT	3.10	1.41
1½	40	6.05	154	3.61	92	3/4 NPT	4.64	2.10
2	50	7.40	188	4.99	127	1 NPT	7.48	3.39




PF221/222-A

Press x Press
Female End

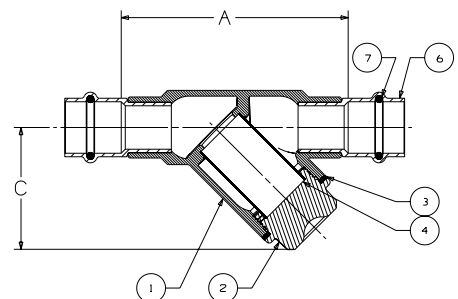


PF221/222-A P x P

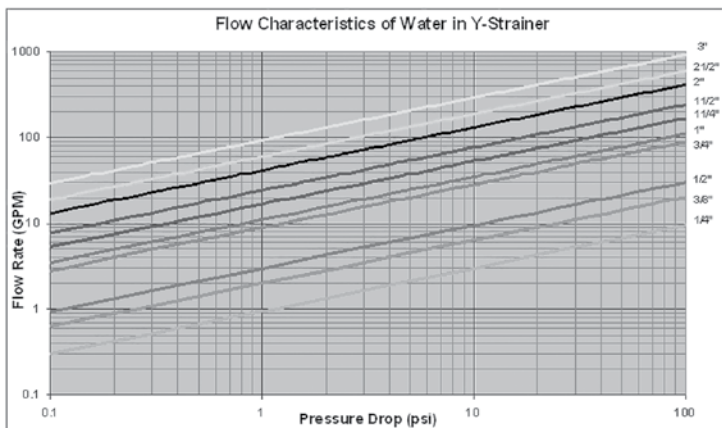


PF221/222-B

Press x Press
Female End



PF221/222-B P x P



Visit our website for the most current information.